

# Less Series - Recessed Downlight



## Light distribution

3000K CRI 90

KT7391		35°
h (m)	E0° (lx)	Φ (m)
1	3386	0.63
2	846.6	1.26
3	376.3	1.90
4	211.7	2.53
5	135.5	3.16

## Control Type



## Luminaire specifications Die-casting Aluminum


Mode	Power	Lumen	CCT	BA.	Light Source	Driver	IP	CRI
KT7391	15W	1659	3000K	35°	Bridgelux	AGT	20	90

## Frame finishing colour


Core Colours



## Colour temperature range

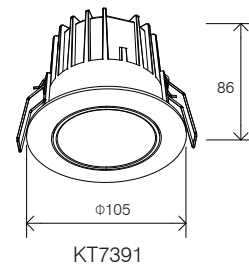


## Colour Rendering Index



## Beam angle

KT7391



Remark: ● Technical information may change, please refer to the datasheet.

A01







