


IP65 WATERPROOF





RECESSED DOWNLIGHT



Deeper inner ring brings lower UGR < 15. And the front ring can be interchangeable with different color by twist lock. It will be more suitable to apply in bath room with **IP65** rating

RECESSED DOWNLIGHT



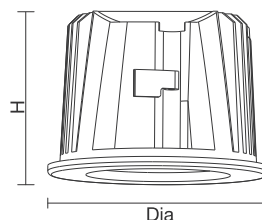
Invisible installation method is suitable for different thickness ceilings with bracket to adjust the tightness by screwing.

RECESSED DOWNLIGHT



KT7095 / KT7096 IP65 waterproof downlight

TECH. DRAWING



KT7090 / KT7091 / KT7092 / KT7093 / KT7094

LED 220-240 V IP65 LUFID CITIZEN

	W	LUM	CCT	BEAM	CRI	Dia	H	CUTOUT
KT7095	15	1267	3000K	38°	80	Φ92mm	78mm	Φ80mm
KT7096	28	2388	3000K	38°	80	Φ123mm	88.5mm	Φ110mm

OPTIONS

Color RAL 9016 RAL 9005

Beam Angle 15° 23° 38° 45° 60°

CCT 2700K 3000K 4000K

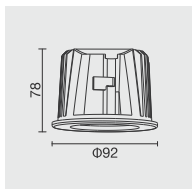
CRI 80 90

SOURCE OPTION /

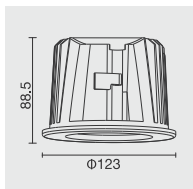
ADAPTOR OPTION /

REFERENCE DRAWING

KT7095

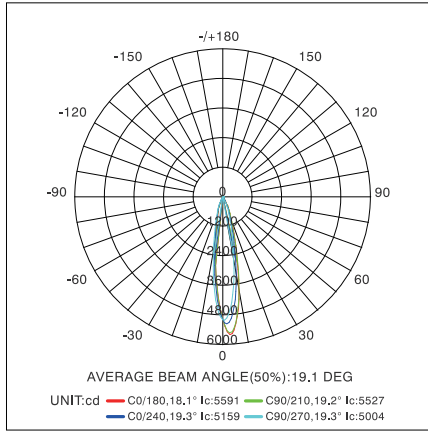


KT7096

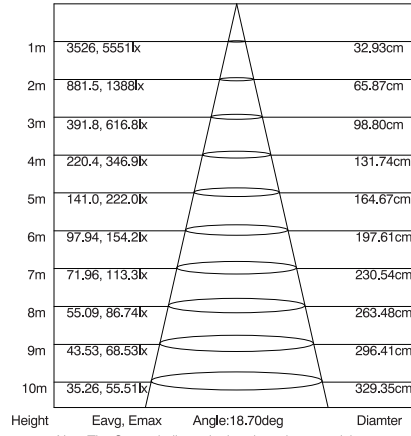


RECESSED DOWNLIGHT

KT7095, 15W, 3000K, CRI 80+

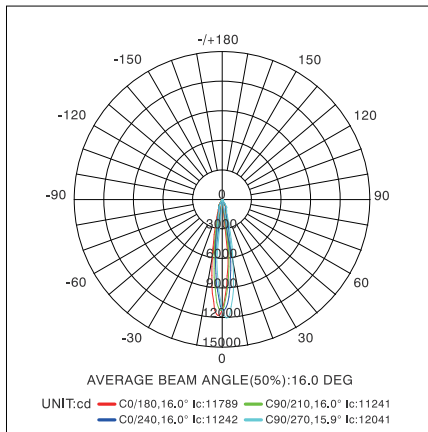


Flux out: 344.4lm

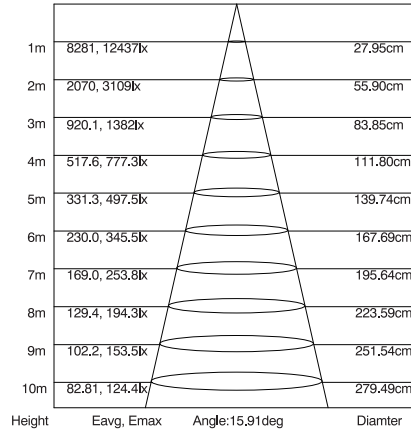


Note: The Curves indicate the illuminated area and the average illumination when the luminaire is at different distance.

KT7095, 15W, 3000K, CRI 80+



Flux out: 513.9lm



Note: The Curves indicate the illuminated area and the average illumination when the luminaire is at different distance.