




Full range of size and optional variety of plating inner ring meet the requirement of different application.

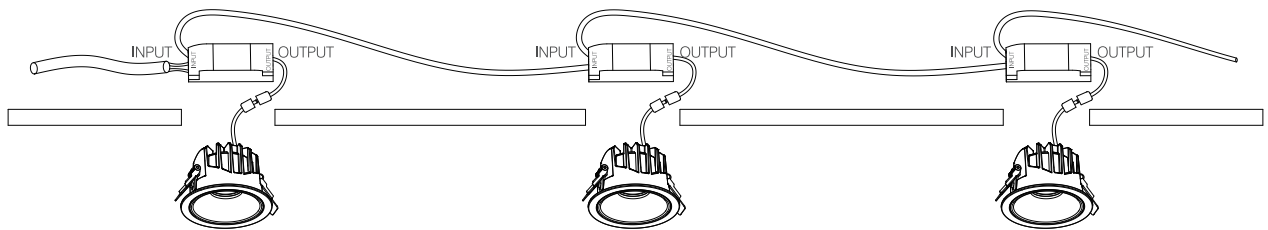
The integrated die-casting fitting body design not only makes appearance look like more concise, but also upgrades the heat dissipation.



# RECESSED DOWNLIGHT



## RECESSED DOWNLIGHT



### Integrated Driver

The integrated driver can be connected in series to make the product installation and use faster, and maintenance and replacement more convenient.

## RECESSED DOWNLIGHT



### Color Options

Full range of size 8W, 16W, 25W, 40W and 45W downlights, with variety of plating inner ring optional Gun black, Natural aluminum and Mirror color, meet the requirement of commercial lighting application.

## RECESSED DOWNLIGHT

Deeply Anti- Glare



## RECESSED DOWNLIGHT

Heatsink Dispation

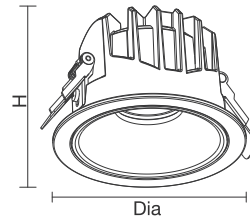


# RECESSED DOWNLIGHT



## KT7090 / KT7091 / KT7092 KT7093 / KT7094 Reflector version downlight

### TECH. DRAWING



## KT7090 / KT7091 / KT7092 / KT7093 / KT7094

LED  220-240 V IP20 AGT Bridgelux

	W	LUM	CCT	BEAM	CRI	Dia	H	CUTOUT
<b>KT7090</b>	8	798	3000K	38°	80	Φ86mm	55mm	Φ70mm
<b>KT7091</b>	16	1376	3000K	24°	80	Φ101mm	60mm	Φ85mm
<b>KT7092</b>	25	2062	3000K	24°	80	Φ140mm	73mm	Φ120mm
<b>KT7093</b>	38	2923	3000K	24°	80	Φ180mm	94mm	Φ160mm
<b>KT7094</b>	45	4848	3000K	24°	80	Φ212mm	110mm	Φ195mm

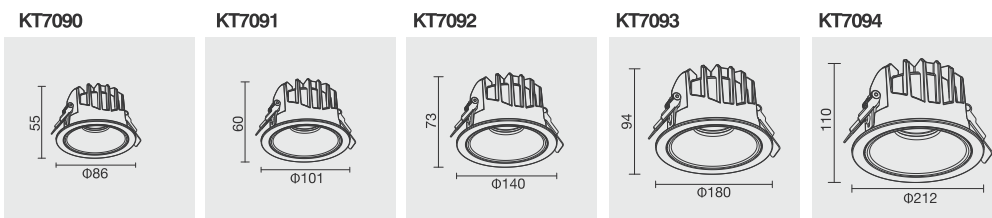
### OPTIONS

Color  RAL 9016  RAL 9005  
 Front Ring Color  Chrome  Aluminum  Gun Black  
 Beam Angle  24°  38°  60°  
 CCT  2700K  3000K  4000K  
 CRI  80  90

SOURCE OPTION /

ADAPTOR OPTION /

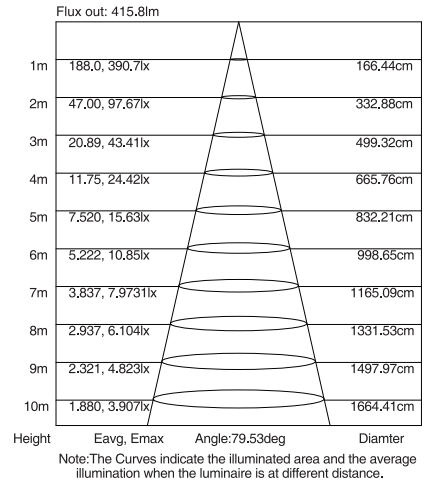
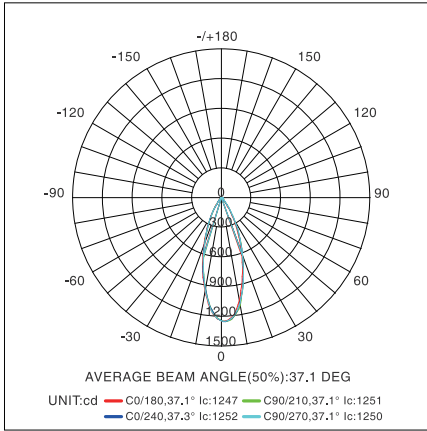
### REFERENCE DRAWING



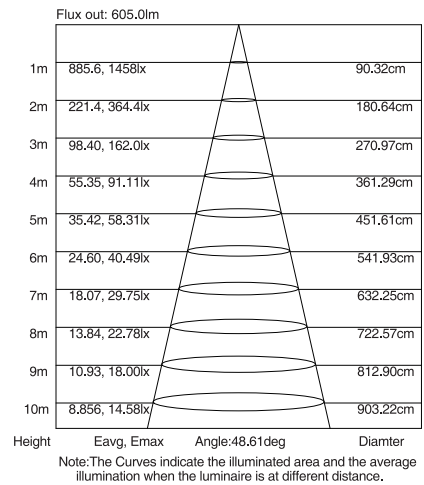
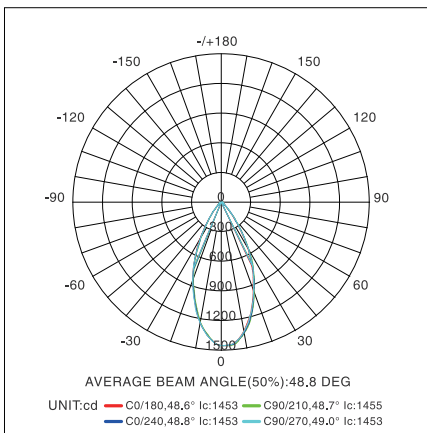


# RECESSED DOWNLIGHT

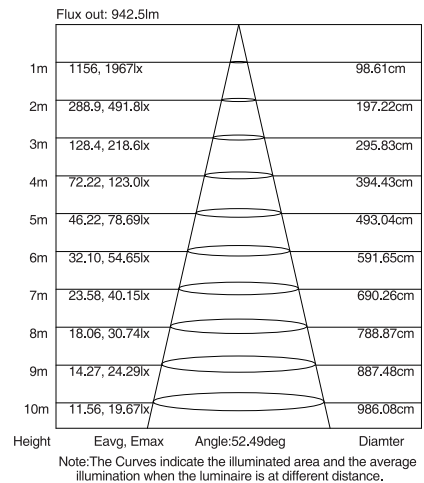
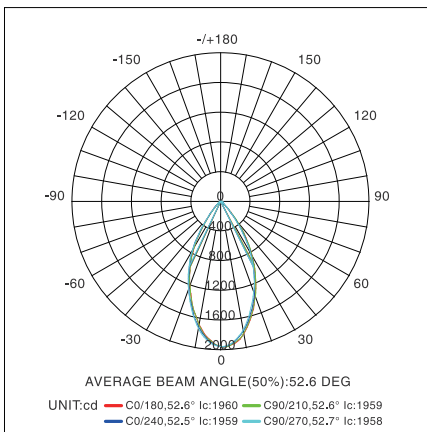
KT7090, 8W, 3000K, CRI 80+



KT7091, 16W, 3000K, CRI 80+

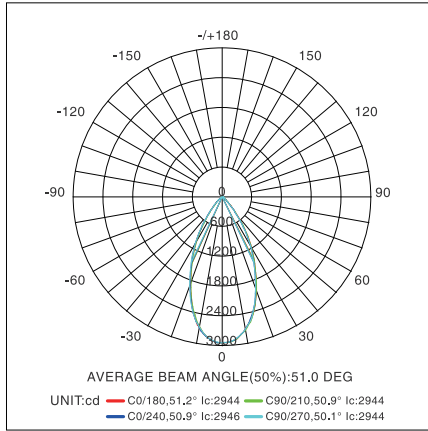


KT7092, 25W, 3000K, CRI 80+

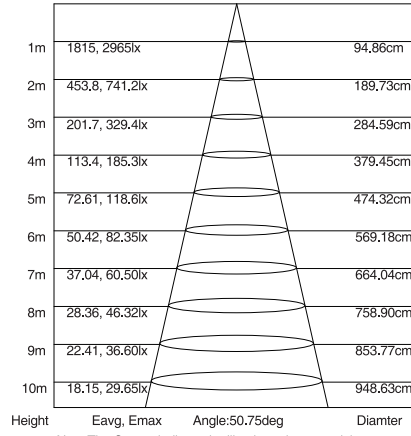


# RECESSED DOWNLIGHT

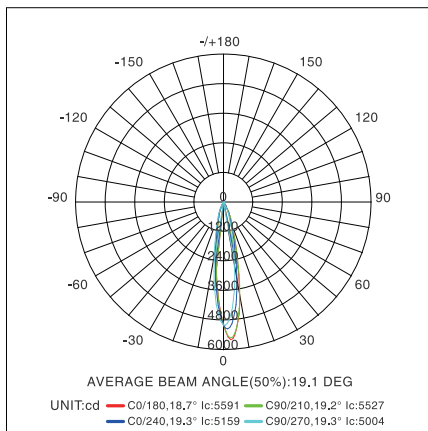
KT7094, 38W, 3000K, CRI 80+



Flux out: 1357lm



KT7095, 45W, 3000K, CRI 80+



Flux out: 344.4lm

