


KETAI



MAGNETIC TRACK SYSTEM

Design & Manufacture

2019

KETAI INDUSTRIES LIGHTING CO., LTD

Ketai Building, 4 Mashe New Street
Lishui, Nanhai, Post code 528244, Foshan
Guangdong, China

Phone: +86 757 8560 7707

Fax: +86 757 8560 3675

e-mail: sales@ketailighting.com



www.ketailighting.com



Catalog download



NONSTOP



JOIN US

Let Inspiration Talk



WE LOVE TO WORK & WE LOVE WHERE WE WORK

Ketai Industries Lighting Co., Ltd. was founded in 1999 in Foshan, Guangdong of China, focusing on researching, development and production of lighting including led downlights, led track lights, led wall lights, led ceiling lights, led pendant lights and led outdoor lights.

Our factory covers an area of 40000 square meters, including the die-casting workshop, stamping workshop, powder coating workshop, and assembly workshop.

We have 500 employees, our greatest advantage is to design, develop and produce the special, creative, high-tech LED lights. No matter what kinds of LED lights you want, just tell us your demand, the best solution would be provided by our professional engineers.

Our well experienced 30 engineers in the R&D dept. customize available solutions for various lighting projects and, free design drawing can be provided according to customer's demand.

We are ISO 9001 certified manufacturer. Most items of our products are approved by CE, RoHS,UL, SAA Certificates.



QUALIFIED LIGHTS

Made in KETAI Lighting

Well-equipped apparatus and instruments, and strict quality control throughout all stages of production;

Owning R&D team with 30 experienced qualified engineers;

5-10 new items are currently distributed to market every month;

One stop of complete solution for lighting projects;

Unique imagination and designing, advanced developing technologies;

Strict quality parameters conformed with standards.



QUALIFIED SUPPLY CHAIN

CHIPS



DRIVERS



ELECTRICAL COMPONENTS



PRODUCTION PROCESS

Thanks to our perfect PMC system, production system and strict quality control system with perfect inspection process.

All new products undergoes stringent validation and age testing prior to production.

All products undergoes "burn in" test prior to packing.

All orders are QC inspected by our staff prior to shipping.

All products in mentioned have independent certified to meet customer's need.

Global Excellence Made in KETAI Lighting

We have 500 employees, our greatest advantage is to design, develop and produce the special, creative, high-tech LED lights. No matter what kinds of LED lights you want, just tell us your demand. The best solution would be provided by our professional engineers, our well experienced 30 engineers in the R&D dept. customize available solutions for various lighting projects, free design drawing can be provided according to customer's demand.

We are ISO 9001 certified manufacturer. Most items of our products are approved by CE, RoHS, SAA etc. certificates.

We are keeping on running with the vision focusing on service, education, brand and technology support. With 20 years of practice and experience, Ketai lighting is getting a good reputation in commercial lighting industry in the world and has an extensive sales network.





Lighting Solution Made in KETAI Lighting

Thanks for our unique and creative design, our product is introduced in mainly application, from large residential or public buildings to commercial, institutional or public spaces.


BAR & RESTAURANT



OFFICE



RETAIL & SHOPPING MALL



GALLERY



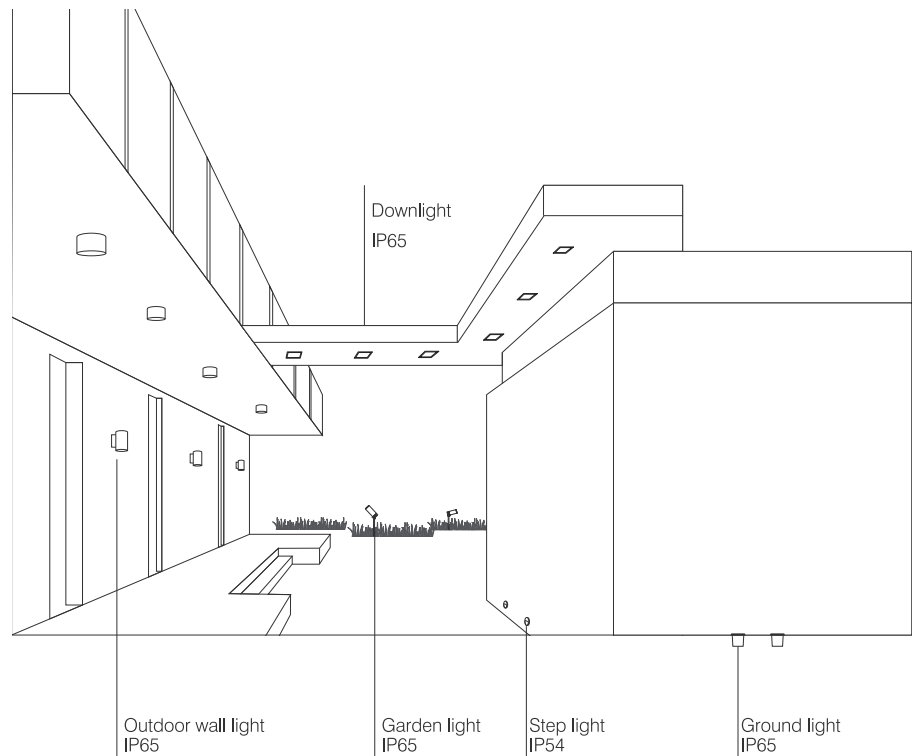
RESIDENTIAL

Lighting Completeness Made in KETAI Lighting

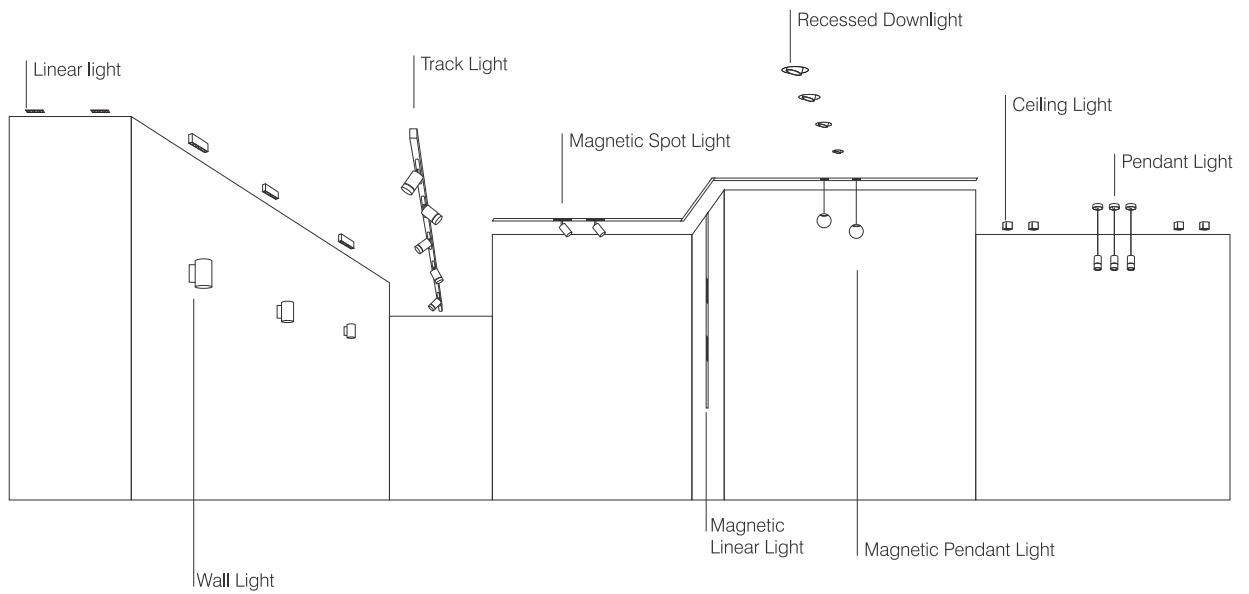
We are ISO9001 certified manufacturer and most of our products are approved by CE, CB, UL, SAA, GS, TUV and CCC certifications. The quality of our products is assured by our implementing QS ERP system and well-equipped testing lab. With more than 20 years experience in lighting fixtures exporting field, our market has covered Europe South America, Mid-East and Russia.

The R&D Department has 30 engineers and they independently research and develop new products each year.

Our engineers have the comprehensive ability of structure development, optical design, thermal design to meet customers' various demands.



Ketai Lighting is a commercial lighting manufacturer specialized in a diverse range of interior light with exterior light. The product range covers LED recessed downlight, LED track light, LED ceiling light, LED wall light, LED magnetic light system and LED outdoor light.



Value Added Service Made in KETAI Lighting

The greatest advantage of ours is to design, develop and produce the special, creative, high-tech LED lights. No matter what kinds of LED lights you like, just tell us your demand, the best solution would be provided by our professional engineers, 30 well experienced engineers in the R&D dept. And also we customize available tailored solutions for various lighting projects.

Using what we have learned and accumulated experience, we are constantly moving forward and creating new concepts. This proprietary technology allows us to tailor our customers.

Tailor-made is an alternative solution, which means

- 1) customizing the size of the luminaire according to the size of the area used;
- 2) maintaining the color of the luminaire in harmony with the overall color of the area used and the surrounding environment;
- 3) design style of the luminaire to meet the needs of the decoration style of the use of the regional space;
- 4) the performance of the luminaire meeting the needs of specific application scenarios, such as waterproof, moisture-proof and corrosion-resistant.

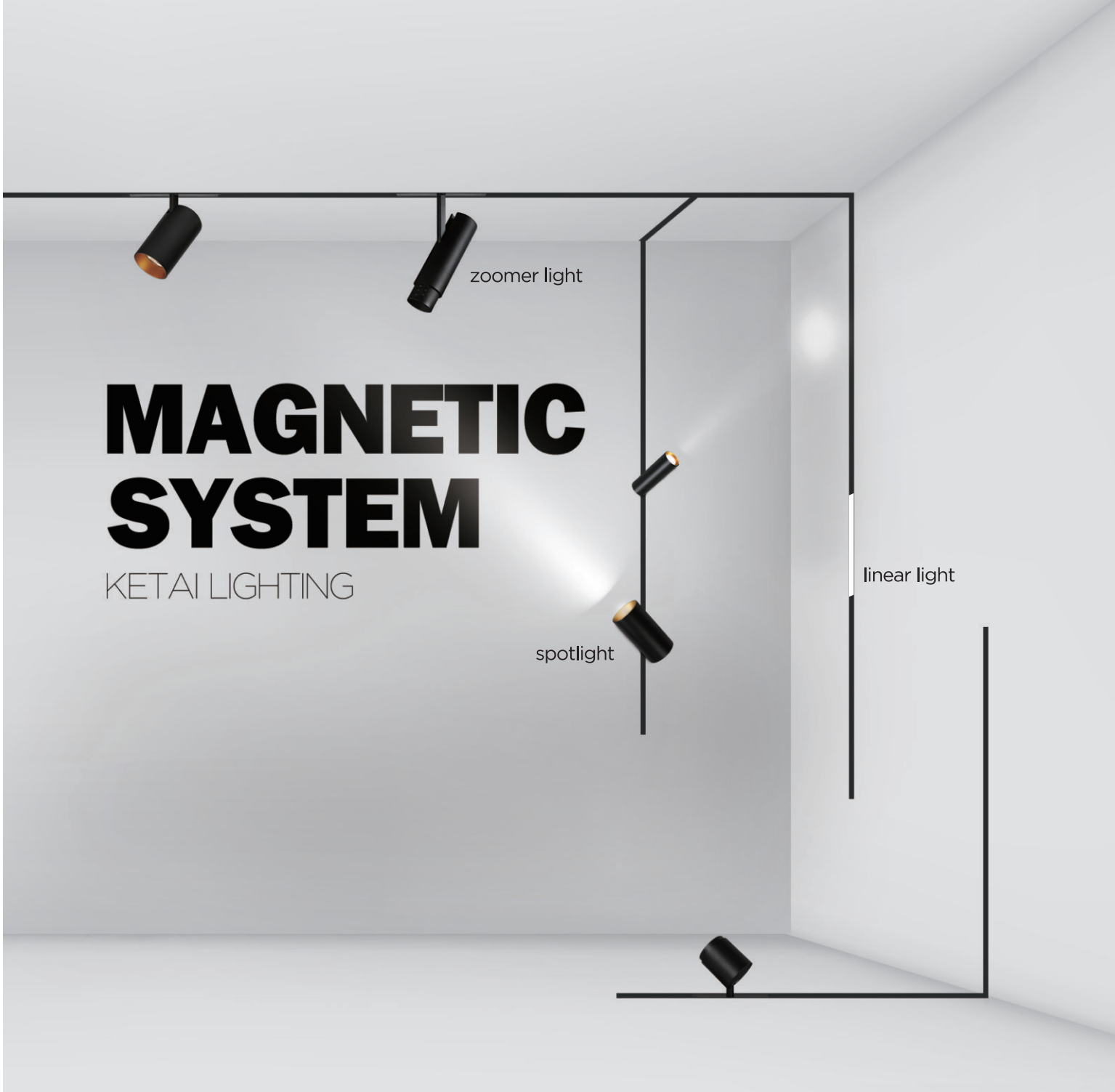


Photograph in Guangdong Dagan Museum



Magnets make life simple

At present, the gradual miniaturization of luminaire has become a trend. People have stricter requirements on the controllability of lighting.



MAGNETIC SYSTEM

KETA I LIGHTING

zoomer light

spotlight

linear light

In addition, the need for the installation convenience of the track and the gradual modularization of the luminaire has led to the emergence of low-voltage magnetic tracks.


It provides a reliable and flexible connection system for commercial and residential lighting design, and change the hard-mounted luminaire to soft, to save installation and maintenance costs.



One second installation

Anywhere in the track, various products can be placed, such as spotlight, linear light and pendant light.

Magnetic System



Wireless Control


Control your lighting from anywhere
Ketai's wireless lighting system is ultra-efficient
and you can control it from anywhere, anytime
using your smartphone or tablet.

Index

1 SPOT LIGHT



MHTA8830
P3




MHTA8833
P3




MHTA8834 / MHTA8835
MHTA8836 P4




MHTA8841 / MHTA8841A
P5



MHTA8846
P6




MHTA8848
P6



MHTA8851
P7



MHTA8852
P7



MHTA8859
P8



MHTA8862
P12



MHTA8878
P11



MHTA8879
P11



9 PENDANT LIGHT





19

ZOOMER LIGHT



MHTA8837
P21



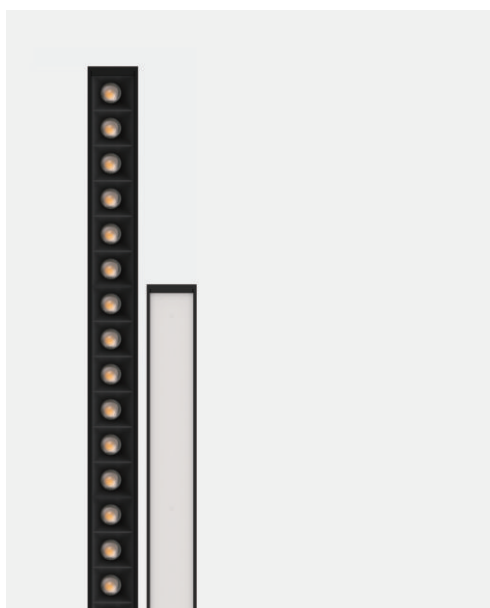
MHTA8860
P21



MHTA8863 / MHTA8864
P22




MHTA8865 / MHTA8866
P23




13


LINEAR LIGHT



MHTA8871
P15



MHTA8872
P16



MHTA8873
P17



Spot Light

These spot lights are selected from product family from 3W to 20W with different shape, such as cylinder and sphere.

SPOTLIGHT

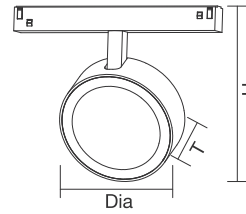


SPOT LIGHT



MHTA8834 / MHTA8835 / MHTA8836 TILTABLE & ROTATABLE TRACK LIGHT

TECH. DRAWING



MHTA8834 / MHTA8835 / MHTA8836

LED  DC 48 V IP20 Bridgelux

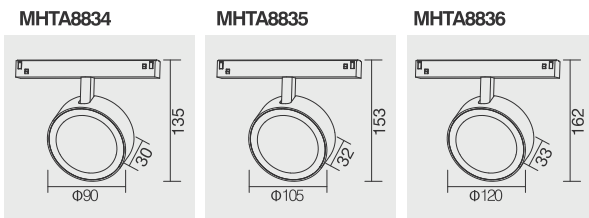
	W	LUM	CCT	BEAM	CRI	DIA	H	T
MHTA8834	10	650	3000K	30°	80	Φ90mm	135mm	30mm
MHTA8835	15	950	3000K	30°	80	Φ105mm	153mm	32mm
MHTA8836	20	1200	3000K	30°	80	Φ120mm	162mm	33mm

OPTIONS

- Color ○ RAL 9016 ○ RAL 9006 ○ RAL 9005
 Beam Angle ○ 10° ○ 20° ○ 30°
 CCT ○ 2700K ○ 3000K ○ 4000K
 CRI ○ 80 ○ 90

SOURCE OPTION	LUMENS
ELECTRICAL OPTION	Non DIM / DALI / PWM DIM / WIRELESS

REFERENCE DRAWING



SPOT LIGHT



LED  DC 48 V IP20 CREE HEP

	W	LUM	CCT	BEAM	CRI
MHTA8841	8	509	3000K	4°	80

MHTA8841

OPTIONS

Color RAL 9016 RAL 9006 RAL 9005

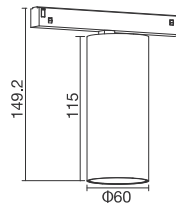
CCT 2700K 3000K 4000K

CRI 80 90

SOURCE OPTION **Bridgelux**

ELECTRICAL OPTION **Non DIM / DALI / PWM DIM / WIRELESS**

TECH. DRAWING size in mm



LED  DC 48 V IP20 CITIZEN HEP

	W	LUM	CCT	BEAM	CRI
MHTA8841A	10	913	3000K	25°	80

MHTA8841A

OPTIONS

Color RAL 9016 RAL 9006 RAL 9005

Beam Angle 15° 25° 38° 60°

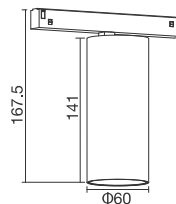
CCT 2700K 3000K 4000K

CRI 80 90

SOURCE OPTION **Bridgelux**

ELECTRICAL OPTION **Non DIM / DALI / PWM DIM / WIRELESS**

TECH. DRAWING size in mm



SPOT LIGHT



MHTA8846

OPTIONS

- Color RAL 9016 RAL 9006 RAL 9005
 CCT 15° 24° 36°
 CCT 2700K 3000K 4000K
 CRI 80 90

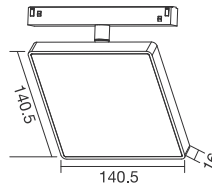
SOURCE OPTION /

ELECTRICAL OPTION Non DIM / DALI / PWM DIM / WIRELESS

LED  DC 48 V IP20 Bridgelux HEP

	W	LUM	CCT	BEAM	CRI
MHTA8846	12	1080	3000K	36°	80

TECH. DRAWING size in mm



MHTA8848

OPTIONS

- Color RAL 9016 RAL 9006 RAL 9005
 Beam Angle 15° 24° 36°
 CCT 2700K 3000K 4000K
 CRI 80 90

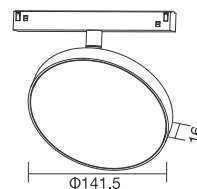
SOURCE OPTION /

ELECTRICAL OPTION Non DIM / DALI / PWM DIM / WIRELESS

LED  DC 48 V IP20 Bridgelux HEP

	W	LUM	CCT	BEAM	CRI
MHTA8848	12	1080	3000K	36°	80

TECH. DRAWING size in mm



SPOT LIGHT



MHTA8851

OPTIONS

Color RAL 9016 RAL 9006 RAL 9005

CCT 2700K 3000K 4000K

CRI 80 90


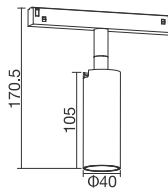
SOURCE OPTION /

ELECTRICAL OPTION Non DIM / DALI / PWM DIM / WIRELESS

LED  DC 48 V IP20 Bridgelux HPE

	W	LUM	CCT	BEAM	CRI
MHTA8851	8	550	3000K	20°	80

TECH. DRAWING size in mm



MHTA8852

OPTIONS

Color RAL 9016 RAL 9006 RAL 9005

CCT 2700K 3000K 4000K

CRI 80 90

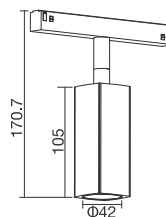
SOURCE OPTION /

ELECTRICAL OPTION Non DIM / DALI / PWM DIM / WIRELESS


LED  DC 48 V IP20 Bridgelux HEP

	W	LUM	CCT	BEAM	CRI
MHTA8852	8	550	3000K	20°	80

TECH. DRAWING size in mm



SPOT LIGHT



MHTA8859

OPTIONS

Color RAL 9016 RAL 9006 RAL 9005

CCT 2700K 3000K 4000K

CRI 80 90

SOURCE OPTION /

ELECTRICAL OPTION Non DIM / DALI / PWM DIM / WIRELESS

LED



DC 48 V

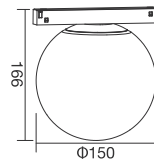
IP20

CREE

HEP


	W	LUM	CCT	BEAM	CRI
MHTA8859	9	294	3000K	/	80

TECH. DRAWING size in mm



PENDATN LIGHT

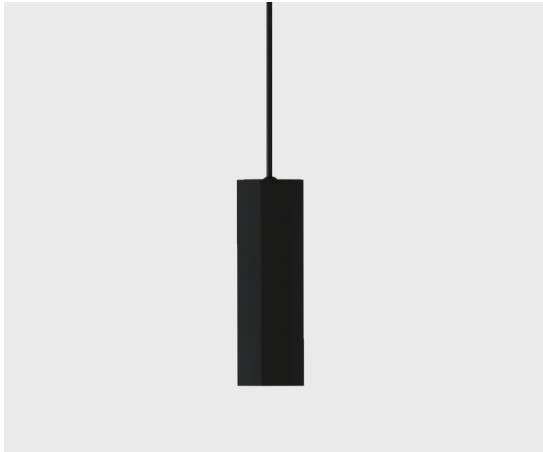




Pendant Light

It is simple but plays a role in local illumination to create a sense of space with unique flavor. The simple geometric lines are showing creative and elegant arts.

PENDANT LIGHT



LED  DC 48 V IP20 Bridgelux HEP

	W	LUM	CCT	BEAM	CRI
MHTA8878	8	550	3000K	20°	80

MHTA8878

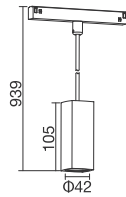
OPTIONS

Color RAL 9016 RAL 9006 RAL 9005
 CCT 20° 40° 60°
 CCT 2700K 3000K 4000K
 CRI 80 90

SOURCE OPTION **EVERCORE**

ELECTRICAL OPTION **Non DIM / DALI / PWM DIM / WIRELESS**

TECH. DRAWING size in mm



LED  DC 48 V IP20 Bridgelux HEP

	W	LUM	CCT	BEAM	CRI
MHTA8879	8	550	3000K	20°	80

MHTA8879

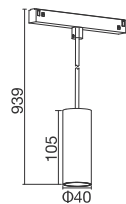
OPTIONS

Color RAL 9016 RAL 9006 RAL 9005
 Beam Angle 20° 40° 60°
 CCT 2700K 3000K 4000K
 CRI 80 90

SOURCE OPTION **EVERCORE**

ELECTRICAL OPTION **Non DIM / DALI / PWM DIM / WIRELESS**

TECH. DRAWING size in mm



PENDANT LIGHT



MHTA8862

OPTIONS

Color RAL 9016 RAL 9006 RAL 9005

CCT 2700K 3000K 4000K

CRI 80 90

SOURCE OPTION

/

ELECTRICAL OPTION

Non DIM / DALI / PWM DIM / WIRELESS

LED



DC 48 V

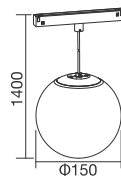
IP20


CREE

HEP

	W	LUM	CCT	BEAM	CRI
MHTA8862	9	294	3000K	/	80

TECH. DRAWING size in mm





Linear Light

The linear light is the perfect solution for combining soft, diffused lighting and accent options. The design is simple and minimal that means it blends in perfectly with any lighting layout.

LINEAR LIGHT



LINEAR LIGHT



MHTA8871 ROTATABLE LINEAR LIGHT

OPTIONS

Color RAL 9016 RAL 9006 RAL 9005

CCT 2700K 3000K 4000K

CRI 80 90

SOURCE OPTION /

ELECTRICAL OPTION Non DIM / DALI / PWM DIM / WIRELESS

LED



DC 48 V


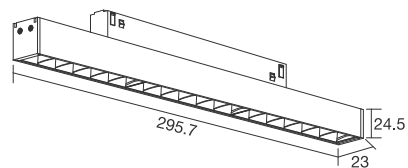
IP20

NICHIA

HEP

	W	LUM	CCT	BEAM	CRI
MHTA8871	10	341	3000K	30°	80

TECH. DRAWING size in mm



MHTA8871A FIXED LINEAR LIGHT

OPTIONS

Color RAL 9016 RAL 9006 RAL 9005

CCT 2700K 3000K 4000K

CRI 80 90

SOURCE OPTION /

ELECTRICAL OPTION Non DIM / DALI / PWM DIM / WIRELESS

LED



DC 48 V

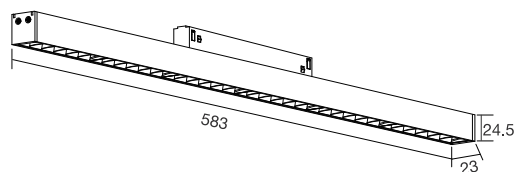
IP20

CREE

HEP

	W	LUM	CCT	BEAM	CRI
MHTA8871A	20	968	3000K	34°	80

TECH. DRAWING size in mm



LINEAR LIGHT



MHTA8872 ROTATABLE LINEAR LIGHT

OPTIONS

Color RAL 9016 RAL 9006 RAL 9005

CCT 2700K 3000K 4000K

CRI 80 90


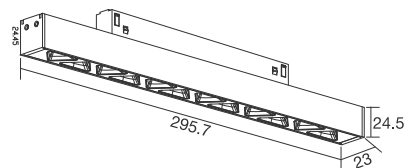
SOURCE OPTION /

ELECTRICAL OPTION Non DIM / DALI / PWM DIM / WIRELESS

LED  DC 48 V IP20 CREE HEP

	W	LUM	CCT	BEAM	CRI
MHTA8872	10	488	3000K	30°	80

TECH. DRAWING size in mm



MHTA8872A FIXED LINEAR LIGHT

OPTIONS

Color RAL 9016 RAL 9006 RAL 9005

CCT 2700K 3000K 4000K

CRI 80 90

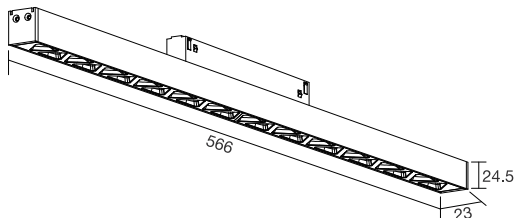
SOURCE OPTION /

ELECTRICAL OPTION Non DIM / DALI / PWM DIM / WIRELESS

LED  DC 48 V IP20 CREE HEP

	W	LUM	CCT	BEAM	CRI
MHTA8872A	20	892	3000K	16°	80

TECH. DRAWING size in mm



LINEAR LIGHT



MHTA8873 ROTATABLE LINEAR LIGHT

OPTIONS

Color RAL 9016 RAL 9006 RAL 9005

CCT 2700K 3000K 4000K

CRI 80 90


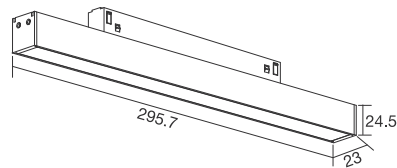
SOURCE OPTION /

ELECTRICAL OPTION Non DIM / DALI / PWM DIM / WIRELESS

LED  DC 48 V IP20 SMD 2835 HEP

	W	LUM	CCT	BEAM	CRI
MHTA8873	8	315	3000K	94.4°	80

TECH. DRAWING size in mm



MHTA8873A FIXED LINEAR LIGHT

OPTIONS

Color RAL 9016 RAL 9006 RAL 9005

CCT 2700K 3000K 4000K

CRI 80 90

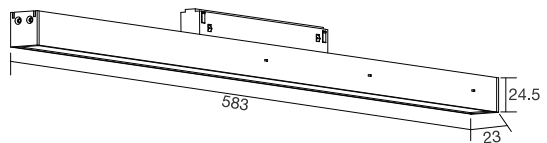
SOURCE OPTION /

ELECTRICAL OPTION Non DIM / DALI / PWM DIM / WIRELESS

LED  DC 48 V IP20 CREE HEP

	W	LUM	CCT	BEAM	CRI
MHTA8873A	19	547	3000K	94.6°	80

TECH. DRAWING size in mm



LINEAR LIGHT





ZOOMER

Our ZOOMER can meet your need when the space are limited somehow to adjust the beam angle continuity by hand which can supply almost any cases.

ZOOMER



ZOOMER LIGHT



LED  DC 48 V IP20 Bridgelux HEP

	W	LUM	CCT	BEAM	CRI
MHTA8837	15	360-530	3000K	8-47°	80

MHTA8837

OPTIONS

Color RAL 9016 RAL 9006 RAL 9005

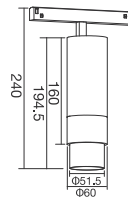
CCT 2700K 3000K 4000K

CRI 80 90

SOURCE OPTION OSRAM

ELECTRICAL OPTION Non DIM / DALI / PWM DIM / WIRELESS

TECH. DRAWING size in mm



LED  DC 48 V IP20 OSRAM HEP

	W	LUM	CCT	BEAM	CRI
MHTA8860	3	110	4000K	8-25°	90

MHTA8860

OPTIONS

Color RAL 9016 RAL 9006 RAL 9005

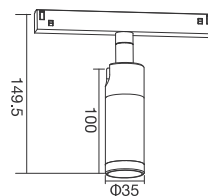
CCT 2700K 3000K 4000K

CRI 80 90

SOURCE OPTION /

ELECTRICAL OPTION Non DIM / DALI / PWM DIM / WIRELESS

TECH. DRAWING size in mm

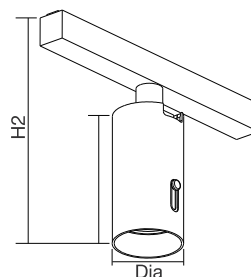


ZOOMER LIGHT



MHTA8863 / MHTA8864 GIMBAL ZOOMER LIGHT

TECH. DRAWING



MHTA8863 / MHTA8864

LED  DC 48 V IP20 Bridgelux HEP

	W	LUM	CCT	BEAM	CRI	DIA	H1	H2
MHTA8863	5	198	3000K	18-35°	80	Φ40mm	78mm	113.2mm
MHTA8864	10	325	3000K	18-35°	90	Φ40mm	140mm	175.2mm

OPTIONS

Color RAL 9016 RAL 9006 RAL 9005

CCT 2700K 3000K 4000K

CRI 80 90

SOURCE OPTION

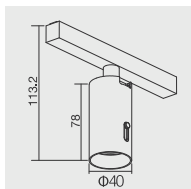
LUMINUS

ELECTRICAL OPTION

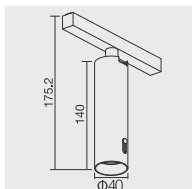
Non DIM / DALI / PWM DIM / WIRELESS

REFERENCE DRAWING

MHTA8863



MHTA8864

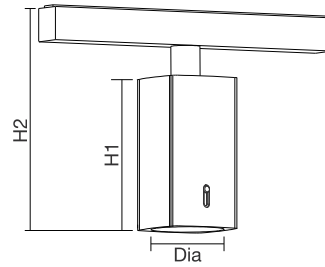


ZOOMER LIGHT



MHTA8865 / MHTA8866 GIMBAL ZOOMER LIGHT

TECH. DRAWING



MHTA8865 / MHTA8866

LED  DC 48 V IP20 Bridgelux HEP

	W	LUM	CCT	BEAM	CRI	DIA	H1	H2
MHTA8865	5	205	3000K	18-35°	90	Φ42mm	78mm	113.2mm
MHTA8866	10	325	3000K	18-35°	90	Φ42mm	140mm	175.2mm

OPTIONS

Color RAL 9016 RAL 9006 RAL 9005

CCT 2700K 3000K 4000K

CRI 80 90

SOURCE OPTION

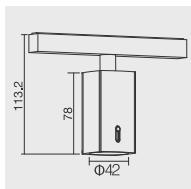
LUMINUS

ELECTRICAL OPTION

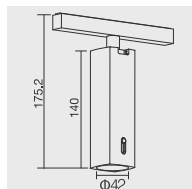
Non DIM / DALI / PWM DIM / WIRELESS

REFERENCE DRAWING

MHTA8865



MHTA8866




A black magnetic track lighting system is shown against a light gray background. The system consists of several intersecting tracks. Two tracks are parallel and run diagonally from the top left towards the bottom right. A third track crosses them perpendicularly from the bottom left towards the top right. A fourth track runs parallel to the first two, positioned below them. Three cylindrical spotlights are mounted on the top-left track, and one is mounted on the perpendicular track. The spotlights have a black body and a gold-colored interior. The text "Magnetic System track" is located in the upper left area.

Magnetic System track

Magnetic Track

The track is available in different versions, depending on the different installation needs: recessed, surface-mounted and suspended. Every version of The magnetic track is available in two colors: white and black.

TRACK



MHTA1 - Magnetic Track



Quickinfo

ELECTRICAL

- NON DIM

- DALI

- PWM DIM

- WIRELESS

PHYSICAL

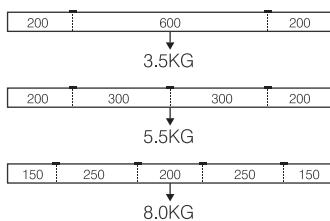
- Aluminum

- anodised

OPTION

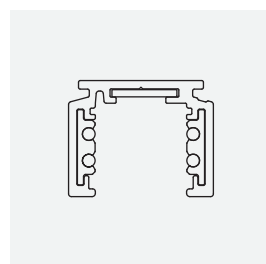
- White
- Black

CAPACITY

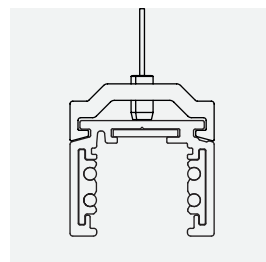


Quickinfo

TYPE	MODEL	LENGTH
Aluminum alloy 3 wire track	MHTA1-100	1000mm
Aluminum alloy 3 wire track	MHTA1-150	1500mm
Aluminum alloy 3 wire track	MHTA1-200	2000mm



Surface Mounted



Suspended

GENERAL ACCESSORIES

End Cap



End Cap
MHTA1-N

CONNECTION



End Feed
MHTA-C
Copper alloy



Jointing Connector
MHTA-I
Copper alloy



L Feed
MHTA-L
Copper alloy

ADAPTER



Short Single Spot Adapter
MHTA-98-H
Max. load: 10N



Single Spot Adapter
MHTA-166-H
Max. load: 10N




Double Spot Adapter
MHTA-166-HD
Max. load: 10N

TRANSFORMER



MHTA-150W-48
Out put: 48V DC
Current 3.3A




MHTA-200W-48
Out put: 48V DC
Current 4.4A

SUSPENDED ACCESSORIES


End Cap



CUP
MHTA14-B
MHTA14-W2



Cable
MHTA16-1.5
MHTA16-3
MHTA16-5



Cable
MHTA17-1.5
MHTA17-3
MHTA17-5

GRIPPERS



Gripper
MHTA13




Gripper
MHTA15



Gripper
MHTA24

BRACKETS



Ceiling Fixing Bracket
MHTA12



Bracket
MHTA28



Bracket
MHTA29



Bracket
MHTA30



Bracket
MHTA31

TRACK



MHTA2 - Magnetic Track



Quickinfo

ELECTRICAL

- NON DIM

- DALI

- PWM DIM

- WIRELESS

PHYSICAL

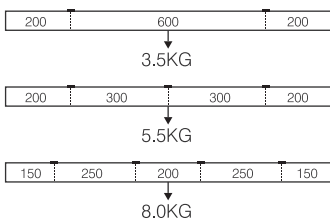
- Aluminum

- anodised

OPTION

- White
- Black

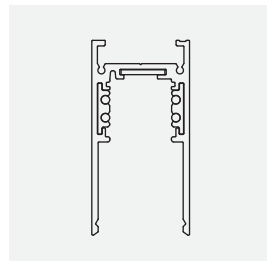
CAPACITY



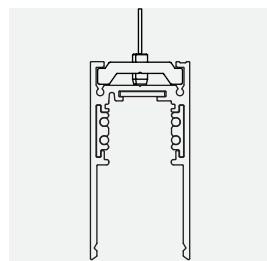
SPECIFICATION

TYPE	MODEL	LENGTH
Aluminum alloy 3 wire track	MHTA2-100	1000mm
Aluminum alloy 3 wire track	MHTA2-150	1500mm
Aluminum alloy 3 wire track	MHTA2-200	2000mm

INSTALLATIONS



Surface Mounted



Suspended

GENERAL ACCESSORIES

End Cap



End Cap
MHTA2-N

TRANSFORMER



MHTA-150W-48
Out put: 48V DC
Current 3.3A



MHTA-200W-48
Out put: 48V DC
Current 4.4A

CONNECTION



End Feed
MHTA-C
Copper alloy



Joining Connector
MHTA-I
Copper alloy



L Feed
MHTA-L
Copper alloy

ADAPTER



Short Single Spot Adapter
MHTA-98-H
Max. load: 10N



Single Spot Adapter
MHTA-166-H
Max. load: 10N



Double Spot Adapter
MHTA-166-HD
Max. load: 10N

SUSPENDED ACCESSORIES

Suspension Set



Suspension Kit
MHTA7



Suspension Kit
MHTA8



Suspension Set
MHTA9



Suspension Set
MHTA10



Suspension Set
MHTA11

End Cap



CUP
MHTA14-B (RAL 9005)
MHTA14-W2 (RAL 9016)



Cable
MHTA16-1.5
MHTA16-3
MHTA16-5



Cable (with spherical end)
MHTA17-1.5
MHTA17-3
MHTA17-5

GRIPPERS



Gripper
MHTA13




Gripper
MHTA15



Gripper
MHTA24


BRACKETS



Ceiling Fixing Bracket
MHTA12



Bracket
MHTA21



Bracket
MHTA34



Bracket
MHTA22



Bracket
MHTA23



Bracket
MHTA37



Bracket
MHTA32



Bracket
MHTA36



Bracket
MHTA38

TRACK



MHTA3 - Magnetic Track



Quickinfo

ELECTRICAL

- NON DIM _____
- DALI _____
- PWM DIM _____
- WIRELESS _____

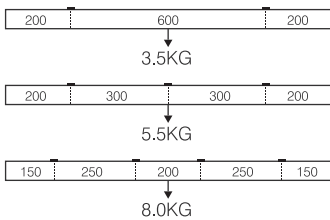
PHYSICAL

- Aluminum _____
- anodised _____

OPTION

- White
- Black

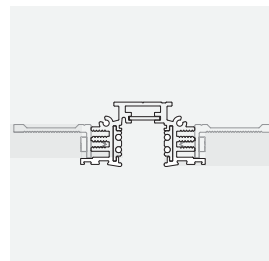
CAPACITY



Quickinfo

TYPE	MODEL	LENGTH
Aluminum alloy 3 wire track	MHTA3-100	1000mm
Aluminum alloy 3 wire track	MHTA3-150	1500mm
Aluminum alloy 3 wire track	MHTA3-200	2000mm

Installations



Recessed


GENERAL ACCESSORIES

End Cap



End Cap
MHTA3-N

CONNECTION



End Feed
MHTA-C
Copper alloy



Joining Connector
MHTA-I
Copper alloy



L Feed
MHTA-L
Copper alloy

ADAPTER



Short Single Spot Adapter
MHTA-98-H
Max. load: 10N



Single Spot Adapter
MHTA-166-H
Max. load: 10N




Double Spot Adapter
MHTA-166-HD
Max. load: 10N

TRANSFORMER




MHTA-150W-48
Out put: 48V DC
Current 3.3A



MHTA-200W-48
Out put: 48V DC
Current 4.4A

TRACK



MHTA5 - Magnetic Track



Quickinfo

ELECTRICAL

- NON DIM

- DALI

- PWM DIM

- WIRELESS

PHYSICAL

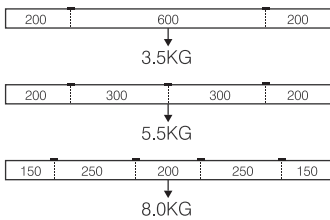
- Aluminum

- anodised

OPTION

- White
- Black

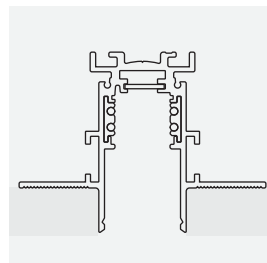
CAPACITY



Quickinfo

TYPE	MODEL	LENGTH
Aluminum alloy 3 wire track	MHTA5-100	1000mm
Aluminum alloy 3 wire track	MHTA5-150	1500mm
Aluminum alloy 3 wire track	MHTA5-200	2000mm

Installations



Recessed

GENERAL ACCESSORIES

CONNECTION



End Feed
MHTA-C
Copper alloy



Joining Connector
MHTA-I
Copper alloy




L Feed
MHTA-L
Copper alloy

ADAPTER



Short Single Spot Adapter
MHTA-98-H
Max. load: 10N



Single Spot Adapter
MHTA-166-H
Max. load: 10N




Double Spot Adapter
MHTA-166-HD
Max. load: 10N

TRANSFORMER



MHTA-150W-48
Out put: 48V DC
Current 3.3A



MHTA-200W-48
Out put: 48V DC
Current 4.4A

TRACK



MHTA6 - Magnetic Track



Quickinfo

ELECTRICAL

- NON DIM

- DALI

- PWM DIM

- WIRELESS

PHYSICAL

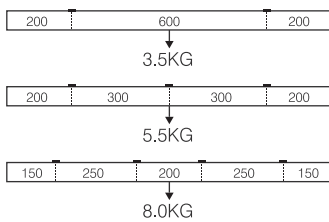
- Aluminum

- anodised

OPTION

- White
- Black

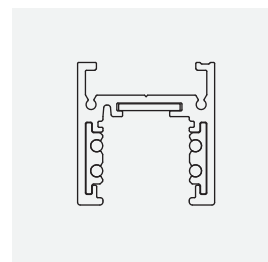
CAPACITY



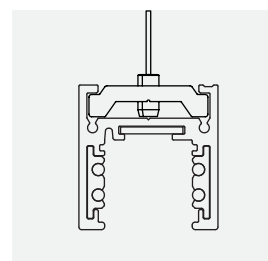
SPECIFICATION

TYPE	MODEL	LENGTH
Aluminum alloy 3 wire track	MHTA6-100	1000mm
Aluminum alloy 3 wire track	MHTA6-150	1500mm
Aluminum alloy 3 wire track	MHTA6-200	2000mm

INSTALLATIONS



Surface Mounted



Suspended

GENERAL ACCESSORIES

End Cap




End Cap
MHTA6-N

TRANSFORMER



MHTA-150W-48
Out put: 48V DC
Current 3.3A



MHTA-200W-48
Out put: 48V DC
Current 4.4A

CONNECTION



End Feed
MHTA-C
Copper alloy



Joining Connector
MHTA-I
Copper alloy



L Feed
MHTA-L
Copper alloy

ADAPTER



Short Single Spot Adapter
MHTA-98-H
Max. load: 10N



Single Spot Adapter
MHTA-166-H
Max. load: 10N



Double Spot Adapter
MHTA-166-HD
Max. load: 10N

SUSPENDED ACCESSORIES

Suspension Set



Suspension Kit
MHTA7



Suspension Kit
MHTA8



Suspension Set
MHTA9



Suspension Set
MHTA10



Suspension Set
MHTA11

End Cap



CUP
MHTA14-B (RAL 9005)
MHTA14-W2 (RAL 9016)



Cable
MHTA16-1.5
MHTA16-3
MHTA16-5



Cable (with spherical end)
MHTA17-1.5
MHTA17-3
MHTA17-5

GRIPPERS



Gripper
MHTA13



Gripper
MHTA15



Gripper
MHTA24


BRACKETS




Ceiling Fixing Bracket
MHTA12



Bracket
MHTA21



Bracket
MHTA34



Bracket
MHTA22



Bracket
MHTA23



Bracket
MHTA37



Bracket
MHTA32



Bracket
MHTA36



Bracket
MHTA38