

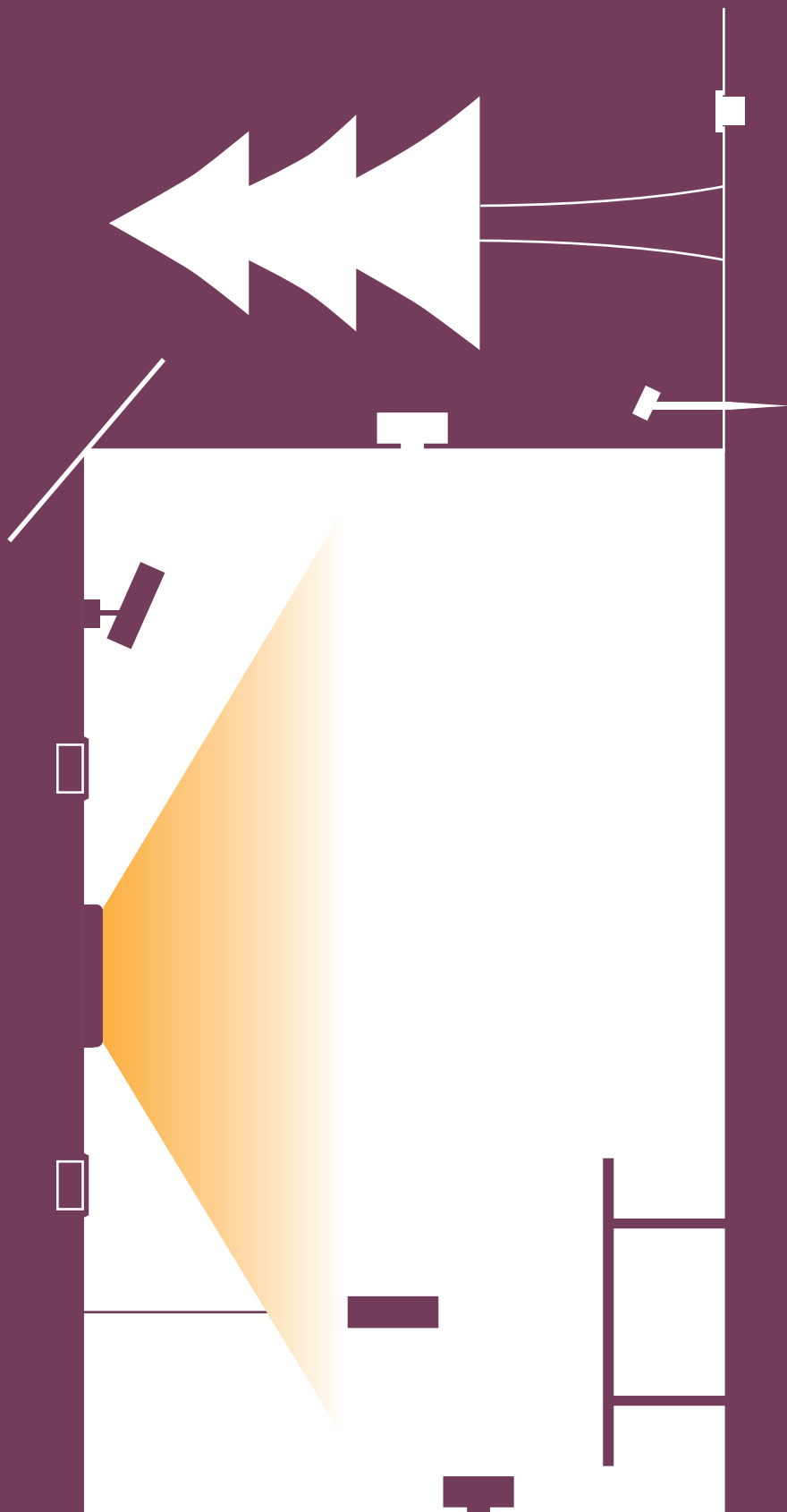
CATALOGUE


2016-2017 v2.0



KETAI

we love our lights, we enjoy our life





CEILING LIGHT

CEILING LIGHT



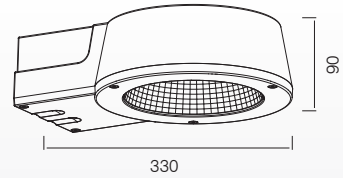
HIGH CRI	>80
	>90
CCT	3000K
	4000K
BEAM	100°



XD2055A

Trim Finish Optional:

- Matte White RAL 9016
- Matte Grey RAL 9006
- Matte Black RAL 9005



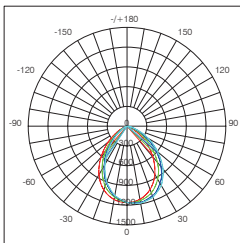
Standard Mechanical Parameters

MAIN BODY MATERIAL: ALUMINIUM DIE-CASTING
 SURFACE FINISH: MW RA L9016
 IP: 65
 OVERALL DIMENSION: 330X90MM



Standard Optical & Electrical Characteristics

LED BRAND: NICHIA
 DRIVER BRAND: AREEK
 INPUT: 110-230V AC 50/60HZ
 CCT: 3000K
 CRI: >80
 LED OUTPUT: 2600LM
 SYSTEM OUTPUT: 2100LM
 LED POWER: 30W
 SYSTEM POWER: 32W
 BEAM: 100°



XD2055A-32W-3000K-100°

50.77, 109.29°	2.2811	5.8111
246.2, 11620°	11	177.06cm
12.68, 27.052°	2.2811	11.8511
136.6, 251.75°	21	354.77cm
5.541, 12.725°	2.2811	17.4321
60.72, 129.4°	21	531.25cm
3.173, 6.7625°	2.2811	23.2411
34.14, 77.738°	21	708.33cm
2.051, 4.3071°	2.2811	39.0511
21.66, 46.587°	21	665.41cm

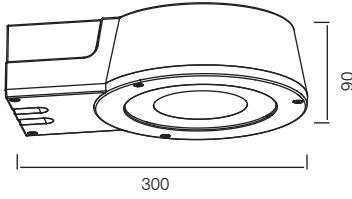
Photometric files for other CCT & beam are available



Standard Packing Information

CARTON BOX: 575X380X440MM
 PCS/CARTON: 8 PCS
 CARTON G.W.: 14.5KG

CEILING LIGHT



XD2055B

Trim Finish Optional:

- Matte White RAL 9016
- Matte Grey RAL 9006
- Matte Black RAL 9005



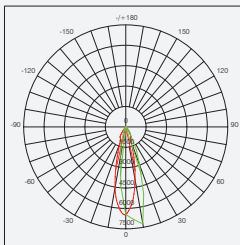
Standard Mechanical Parameters

MAIN BODY MATERIAL: ALUMINIUM DIE-CASTING
 SURFACE FINISH: MW RAL 9016
 IP: 65
 OVERALL DIMENSION: 300X90MM

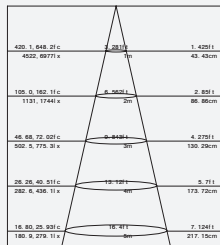


Standard Optical & Electrical Characteristics

LED BRAND: BRIDGELUX
 DRIVER BRAND: AREEK
 INPUT: 110-230V AC 50/60HZ
 CCT: 3000K
 CRI: >80
 LED OUTPUT: 3000LM
 SYSTEM OUTPUT: 2400LM
 LED POWER: 30W
 SYSTEM POWER: 32W
 BEAM: 25°



XD2055B-32W-3000K-25°



Photometric files for other CCT & beam are available



Standard Packing Information

CARTON BOX: 370X280X105MM
 PCS/CARTON: 8 PCS
 CARTON G.W.: 17KG

CEILING LIGHT



CE RoHS

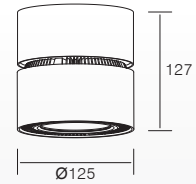
HIGH CRI	>80
	>90
CCT	3000K
	4000K
BEAM	18° 30°



XD2022A

Trim Finish Optional:

- Matte White RAL 9016
- Matte Grey RAL 9006
- Matte Black RAL 9005



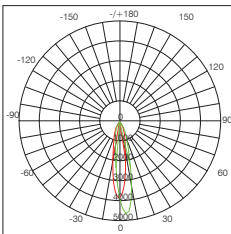
Standard Mechanical Parameters

MAIN BODY MATERIAL: ALUMINIUM DIE-CASTING
 SURFACE FINISH: MW RAL 9016
 IP: 20
 OVERALL DIMENSION: Φ 125X127MM



Standard Optical & Electrical Characteristics

LED BRAND: BRIDGELUX
 DRIVER BRAND: AREEK
 INPUT: 110-230V AC 50/60HZ
 CCT: 3000K
 CRI: > 80
 LED OUTPUT: 2200LM
 SYSTEM OUTPUT: 1800LM
 LED POWER: 23W
 SYSTEM POWER: 26W
 BEAM: 18°



XD2022A-26W-3000K-18°

E(k)	h(m)	Ø(cm)
2926	17.95	31.59
732		63.18
325		94.77
183		126.37
117		157.96

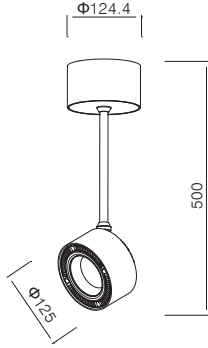
Photometric files for other CCT & beam are available



Standard Packing Information

CARTON BOX: 480X355X350MM
 PCS/CARTON: 12PCS
 CARTON G.W.: 18KG

CEILING LIGHT



XD2022-L50



Trim Finish Optional:

- Matte White RAL 9016
- Matte Grey RAL 9006
- Matte Black RAL 9005

HIGH CRI	>80 >90	CCT	3000K 4000K	BEAM	18 30
----------	------------	-----	----------------	------	-------



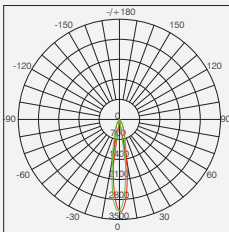
Standard Mechanical Parameters

MAIN BODY MATERIAL: ALUMINIUM DIE-CASTING
 SURFACE FINISH: MW RAL9016
 IP: 20
 OVERALL DIMENSION: Φ125XH500MM



Standard Optical & Electrical Characteristics

LED BRAND: BRIDGELUX
 DRIVER BRAND: AREEK
 INPUT: 110-230V AC 50/60HZ
 CCT: 3000K
 CRI: > 80
 LED OUTPUT: 2200LM
 SYSTEM OUTPUT: 1800LM
 LED POWER: 23W
 SYSTEM POWER: 26W
 BEAM: 18°



XD2022-L50-26W-3000K-18°

E(ft)	h(m)	Ø(cm)
2229	16.74	29.43
557	2	58.86
247	3	88.29
193	4	117.72
89	6	147.15

Photometric files for other CCT & beam are available

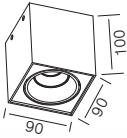


Standard Packing Information

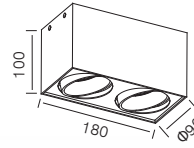
CARTON BOX: 515X270X630MM
 PCS/CARTON: 8PCS
 CARTON G.W.: 13.4KG



XD2036-1



XD2036-2



Trim Finish Optional:

- Matte White RAL 9016
- Matte Grey RAL 9006
- Matte Black RAL 9005

HIGH CRI	>80 >90	CCT	3000K 4000K	BEAM	30°
----------	------------	-----	----------------	------	-----



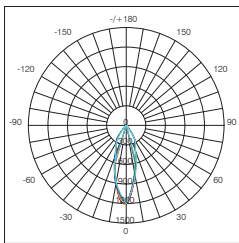
Standard Mechanical Parameters

MAIN BODY MATERIAL: ALUMINIUM DIE-CASTING
 SURFACE FINISH: MW RAL 9016
 IP: 20
 OVERALL DIMENSION: 90X90X100MM

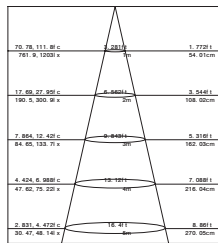


Standard Optical & Electrical Characteristics

LED BRAND: BRIDGELUX
 DRIVER BRAND: AREEK
 INPUT: 110-230V AC 50/60HZ
 CCT: 3000K
 CRI: > 80
 BEAM: 30°



XD2036-1 -7.5W-3000K-30°



Photometric files for other CCT & beam are available

ITEM NO.	LED POWER	SYSTEM POWER	LED OUTPUT	SYSTEM OUTPUT	CARTON SIZE	PCS/CTN	G.W.
XD2036-1	6W	7.5W	680LM	550LM	435X345X225MM	12	12.4KG
XD2036-2	2X6W	2X7.5W	1360LM	1100LM	295X270X440MM	8	14.5KG

CEILING LIGHT



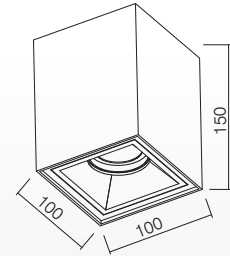
HIGH CRI	>80
	>90
CCT	3000K
	4000K
BEAM	30° 60°



XD2019

Trim Finish Optional:

- Matte White RAL 9016
- Matte Grey RAL 9006
- Matte Black RAL 9005



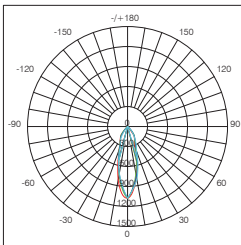
Standard Mechanical Parameters

MAIN BODY MATERIAL: ALUMINIUM DIE-CASTING
 SURFACE FINISH: MW RA L9016
 IP: 20
 OVERALL DIMENSION: 100X100X150MM

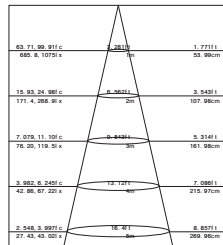


Standard Optical & Electrical Characteristics

LED BRAND: BRIDGELUX
 DRIVER BRAND: AREEK
 INPUT: 110-230V AC 50/60HZ
 CCT: 3000K
 CRI: >80
 LED OUTPUT: 680LM
 SYSTEM OUTPUT: 550LM
 LED POWER: 6W
 SYSTEM POWER: 7.5W
 BEAM: 30°



XD2019-7.5W-3000K-30°



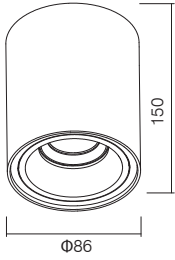
Photometric files for other CCT & beam are available



Standard Packing Information

CARTON BOX: 670X275X200MM
 PCS/CARTON: 10 PCS
 CARTON G.W.: 10.3KG

CEILING LIGHT



XD2020

Trim Finish Optional:

- Matte White RAL 9016
- Matte Grey RAL 9006
- Matte Black RAL 9005

HIGH CRI	>80 >90	CCT	3000K 4000K	BEAM	30° 60°
----------	------------	-----	----------------	------	---------



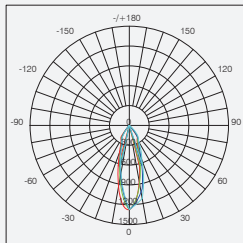
Standard Mechanical Parameters

MAIN BODY MATERIAL: ALUMINIUM DIE-CASTING
 SURFACE FINISH: MW RAL 9016
 IP: 20
 OVERALL DIMENSION: Ø86X150MM



Standard Optical & Electrical Characteristics

LED BRAND: BRIDGELUX
 DRIVER BRAND: AREEK
 INPUT: 110-230V AC 50/60HZ
 CCT: 3000K
 CRI: >80
 LED OUTPUT: 680LM
 SYSTEM OUTPUT: 550LM
 LED POWER: 6W
 SYSTEM POWER: 7.5W
 BEAM: 30°



XD2020-7.5W-3000K-30°

17.41 118.48 c	3.281	1.72211
93.3 3.1214 x	30	50.56cm
18.35 35.101 c	3.44811	
208.3 318.51 x	30	104.95cm
8.801 13.121 c	3.84844	3.18711
82.58 141.51 x	30	137.48cm
4.838 7.3971 c	19.1071	6.88911
52.57 79.83 x	30	209.59cm
3.996 4.7541 c	16.41	8.61211
33.33 50.168 x	30	262.48cm

Photometric files for other CCT & beam angles are available



Standard Packing Information

CARTON BOX: 595X245X200MM
 PCS/CARTON: 10 PCS
 CARTON G.W.: 9KG

CEILING LIGHT



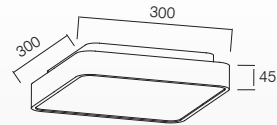
HIGH CRI	>80 >90
CCT	3000K 4000K
BEAM	110°



XD2017

Trim Finish Optional:

- Matte White RAL 9016
- Matte Grey RAL 9006
- Matte Black RAL 9005



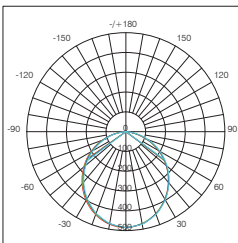
Standard Mechanical Parameters

MAIN BODY MATERIAL: ALUMINIUM DIE-CASTING
 SURFACE FINISH: MW RA L9016
 IP: 20
 OVERALL DIMENSION: 300X300X45MM

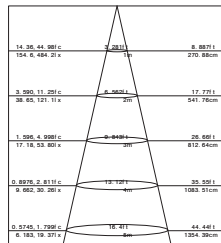


Standard Optical & Electrical Characteristics

LED BRAND: LUMENMAX
 DRIVER BRAND: AREEK
 INPUT: 110-230V AC 50/60HZ
 CCT: 3000K
 CRI: >80
 LED OUTPUT: 1600LM
 LED POWER: 22W
 SYSTEM OUTPUT: 1300LM
 SYSTEM POWER: 24W
 BEAM: 110°



XD2017-24W-3000K-110°



Photometric files for other CCT & beam are available



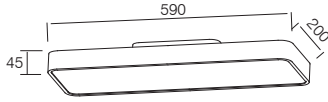
Standard Packing Information

CARTON BOX: 350X350X400MM
 PCS/CARTON: 4 PCS
 CARTON G.W.: 10KG

CEILING LIGHT



CE RoHS



XD2018

Trim Finish Optional:

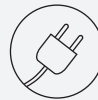
- Matte White RAL 9016
- Matte Grey RAL 9006
- Matte Black RAL 9005

HIGH CRI	>80 >90	CCT	3000K 4000K	BEAM	100°
----------	------------	-----	----------------	------	------



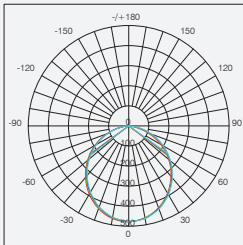
Standard Mechanical Parameters

MAIN BODY MATERIAL: ALUMINIUM DIE-CASTING
 SURFACE FINISH: MW RAL 9016
 IP: 20
 OVERALL DIMENSION: 500X200X45MM

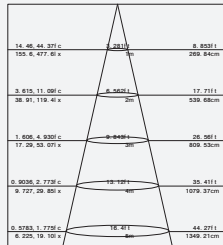


Standard Optical & Electrical Characteristics

LED BRAND: LUMENMAX
 DRIVER BRAND: AREEK
 INPUT: 110-230V AC 50/60HZ
 CCT: 3000K
 CRI: >80
 LED OUTPUT: 1500LM
 SYSTEM OUTPUT: 1200LM
 SYSTEM POWER: 18W
 BEAM: 100°



XD2018-18W-3000K-100°



Photometric files for other CCT & beam are available



Standard Packing Information

CARTON BOX: 640X250X235MM
 PCS/CARTON: 2 PCS
 CARTON G.W.: 5.5KG

CEILING LIGHT



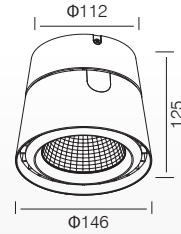
HIGH CRI	>80	>95
CCT	3000K	4000K
BEAM	15°	25°



XD2048

Trim Finish Optional:

- Matte White RAL 9016
- Matte Grey RAL 9006
- Matte Black RAL 9005



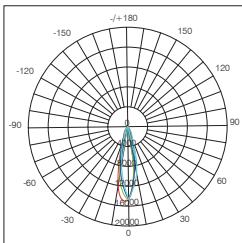
Standard Mechanical Parameters

MAIN BODY MATERIAL: ALUMINIUM DIE-CASTING
 SURFACE FINISH: MW RA L9016
 IP: 20
 OVERALL DIMENSION: Φ 146X Φ 112X125MM

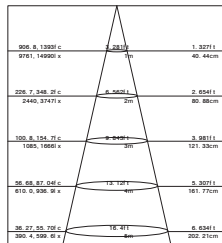


Standard Optical & Electrical Characteristics

LED BRAND: CITIZEN
 DRIVER BRAND: AREEK
 INPUT: 110-230V AC 50HZ
 CCT: 3000K
 CRI: >80
 LED OUTPUT: 4000LM
 SYSTEM OUTPUT: 3200LM
 LED POWER: 38W
 SYSTEM POWER: 40W
 BEAM: 25°



XD2048-40W-3000K-25°



Photometric Files For Other Cct & Beam Are Available



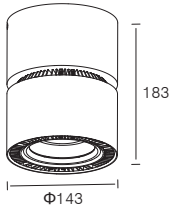
Standard Packing Information

CARTON BOX: 435X435X410MM
 PCS/CARTON: 12 PCS
 CARTON G.W.: 15.7KG

CEILING LIGHT



CE RoHS



XD2054

Trim Finish Optional:

- Matte White RAL 9016
- Matte Grey RAL 9006
- Matte Black RAL 9005



Standard Mechanical Parameters

MAIN BODY MATERIAL: ALUMINIUM DIE-CASTING
SURFACE FINISH: MW RAL 9016
IP: 20
OVERALL DIMENSION: $\Phi 143 \times H 183 \text{MM}$



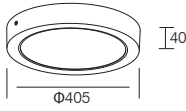
Standard Optical & Electrical Characteristics

LED BRAND: BRIDGELUX
DRIVER BRAND: AREEK
INPUT: 110-230V AC 50/60HZ
CCT: 3000K
CRI: > 80
LED OUTPUT: 4700LM
SYSTEM OUTPUT: 3800LM
LED POWER: 46W
SYSTEM POWER: 50W
BEAM: 25°

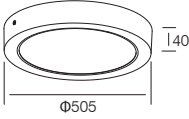


Standard Packing Information

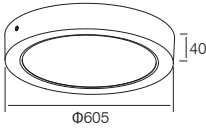
CARTON BOX: 375X375X455MM
PCS/CARTON: 8PCS
CARTON G.W.: 16KG



XD2059



XD2060



XD2061



Trim Finish Optional:

- Matte White RAL 9016
- Matte Grey RAL 9006
- Matte Black RAL 9005

HIGH CRI	>80 >90	CCT	3000K 4000K	BEAM	110°
----------	------------	-----	----------------	------	------



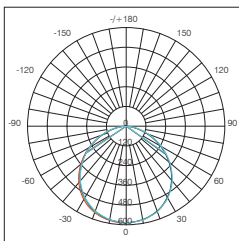
Standard Mechanical Parameters

MAIN BODY MATERIAL: ALUMINIUM DIE-CASTING
 SURFACE FINISH: MW RAL 9016
 IP: 20

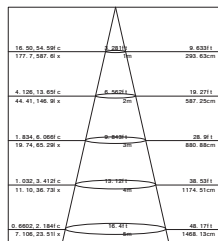


Standard Optical & Electrical Characteristics

LED BRAND: NATIONSTAR
 DRIVER BRAND: AREEK
 INPUT: 110-230V AC 50 HZ
 CCT: 3000K
 CRI: > 80
 BEAM: 110°



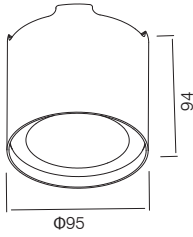
XD2059-22W-3000K-110°



Photometric files for other CCT & beam are available

ITEM NO.	LED POWER	SYSTEM POWER	LED OUTPUT	SYSTEM OUTPUT	CARTON SIZE	PCS/CTN	G.W.
XD2059	21W	22W	1800LM	1500LM	430x430x330mm	6	7.5KG
XD2060	31W	34W	2800LM	2300LM	530x530x220mm	4	7KG
XD2061	38W	40W	4000LM	3200LM	630x630x115mm	2	5KG

CEILING LIGHT



XD2044 $\Phi 95 \times 94 \text{mm}$

XD2045 $\Phi 124 \times 108 \text{mm}$

XD2046 $\Phi 140 \times 118 \text{mm}$

XD2047 $\Phi 205 \times 132 \text{mm}$

Trim Finish Optional:

- Matte White RAL 9016
- Matte Grey RAL 9006
- Matte Black RAL 9005



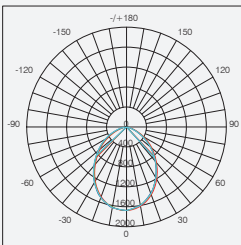
Standard Mechanical Parameters

MAIN BODY MATERIAL: ALUMINIUM DIE-CASTING
 SURFACE FINISH: MW RAL 9016
 IP: 20

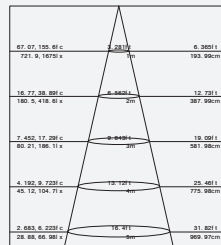


Standard Optical & Electrical Characteristics

LED BRAND: NATIONSTAR
 DRIVER BRAND: AREEK
 INPUT: 110-230V AC 50/60HZ
 CCT: 3000K
 CRI: >80
 BEAM: 80°

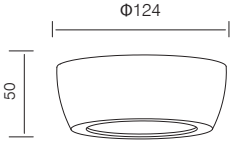


XD2047-45W-3000K-80°



Photometric files for other CCT & beam are available

ITEM NO.	LED POWER	SYSTEM POWER	LED OUTPUT	SYSTEM OUTPUT	CARTON SIZE	PCS/CTN	G.W.
XD2044	6W	7W	560LM	450LM	315X215X420mm	24	20KG
XD2045	9W	11W	940LM	750LM	275X275X350mm	12	16KG
XD2046	20W	22W	2000LM	1600LM	305X305X270mm	8	15KG
XD2047	43W	45W	3500LM	2800LM	435X220X440mm	6	14KG



XD2078 Φ 124X45mm

XD2079 Φ 182X45mm

XD2080 Φ 222X46mm

Trim Finish Optional:

- Matte White RAL 9016
- Matte Grey RAL 9006
- Matte Black RAL 9005

HIGH CRI	>80 >90	CCT	3000K 4000K	BEAM	115°
----------	------------	-----	----------------	------	------



Standard Mechanical Parameters

MAIN BODY MATERIAL: ALUMINIUM DIE-CASTING
 SURFACE FINISH: MW RA L9016
 IP: 20



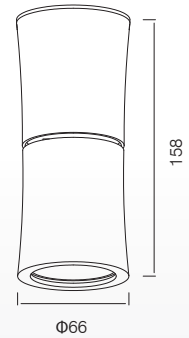
Standard Optical & Electrical Characteristics

LED BRAND: EDISON
 DRIVER BRAND: AREEK
 INPUT: 110-230V AC 50/60Hz
 CCT: 3000K
 BEAM: 115°

ITEM NO.	LED POWER	SYSTEM POWER	LED OUTPUT	SYSTEM OUTPUT	CARTON SIZE	PCS/CTN	G.W.
XD2078	6W	8W	410LM	330LM	405X275X235MM	24	9.5KG
XD2079	9W	12W	700LM	550LM	485X395X235MM	24	19KG
XD2080	12W	16W	1100LM	850LM	475X475X240MM	16	17.8KG



XD2065



Trim Finish Optional:

- Matte White RAL 9016
- Matte Grey RAL 9006
- Matte Black RAL 9005



Standard Mechanical Parameters

MAIN BODY MATERIAL: ALUMINIUM DIE-CASTING
SURFACE FINISH: MW RA L9016
IP: 20
OVERALL DIMENSION: $\text{Ø}66 \times 158 \text{MM}$
LAMP TYPE: MR16 STANDARD, GU10 OPTIONAL



LED MR16



Standard Packing Information

CARTON BOX: 435X435X410MM
PCS/CARTON: 12 PCS
CARTON G.W.: 6KG



LED GU10

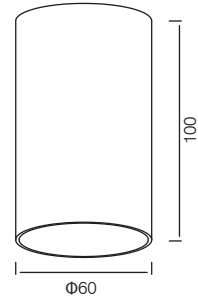


XD2066



Trim Finish Optional:

- Matte White RAL 9016
- Matte Grey RAL 9006
- Matte Black RAL 9005



Standard Mechanical Parameters

MAIN BODY MATERIAL: ALUMINIUM DIE-CASTING
SURFACE FINISH: MW RAL 9016
IP: 20
OVERALL DIMENSION: $\Phi 60 \times 100 \text{MM}$
LAMP TYPE: MR16 STANDARD, GU10 OPTIONAL



LED MR16



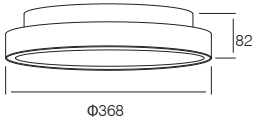
Standard Packing Information

CARTON BOX: 435X435X410MM
PCS/CARTON: 12 PCS
CARTON G.W.: 4KG



LED GU10

CEILING LIGHT



XD2096 $\Phi 417 \times 82 \text{mm}$

XD2097 $\Phi 368 \times 82 \text{mm}$



Trim Finish Optional:

- Golden
- Red
- Black

HIGH CRI	>80	CCT	3000K	BEAM	115°
	>90		4000K		



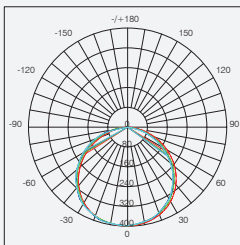
Standard Mechanical Parameters

MAIN BODY MATERIAL: ALUMINIUM DIE-CASTING
 SURFACE FINISH: MW RAL 9016
 IP: 20

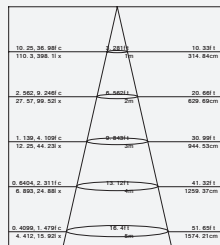


Standard Optical & Electrical Characteristics

LED BRAND: PUSISAT
 INPUT: 220-240V AC 50/60HZ
 CCT: 3000K
 CRI: >80
 BEAM: 115°



XD2096-30W-3000K-115°

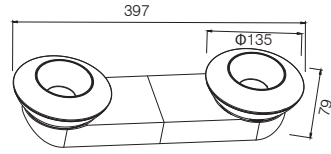


Photometric files for other CCT & beam are available

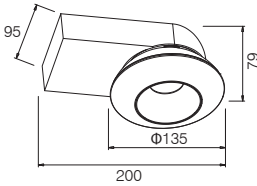
ITEM NO.	SYSTEM POWER	LED OUTPUT	SYSTEM OUTPUT	CARTON SIZE	PCS/CTN	G.W.
XD2096	30W	2600LM	1600LM	470X465X420mm	4	6KG
XD2097	25W	1300LM	1000LM	420X415X420mm	4	4.6KG



XD2077-1



XD2077-2



Trim Finish Optional:

- Matte White RAL 9016
- Matte Grey RAL 9006
- Matte Black RAL 9005

HIGH CRI	>80	CCT	3000K	BEAM	15° 25° 38° 60°
	>90		4000K		



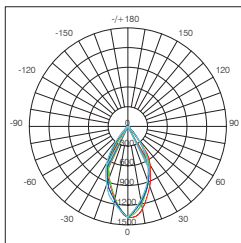
Standard Mechanical Parameters

MAIN BODY MATERIAL: ALUMINIUM DIE-CASTING
 SURFACE FINISH: MW RAL 9016
 IP: 20

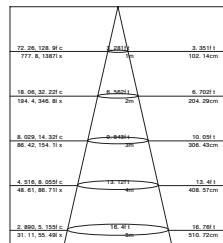


Standard Optical & Electrical Characteristics

LED BRAND: EVEACORE
 DRIVER BRAND: AREEK
 INPUT: 110-230V AC 50/60HZ
 CCT: 3000K
 CRI: >80
 BEAM: 60°



XD2077-16W-3000K-60°



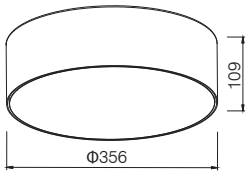
Photometric files for other CCT & beam are available

ITEM NO.	LED POWER	SYSTEM POWER	LED OUTPUT	SYSTEM OUTPUT	CARTON SIZE	PCS/CTN	G.W.
XD2085	14W	16W	1300LM	1050LM	435X315X195MM	12	9.2KG
XD2086	2X14W	2X16W	2600LM	2100LM	435X425X195MM	8	10KG

CEILING LIGHT



CE RoHS



XD2081

★ AC As Optional

Trim Finish Optional:

- Matte White RAL 9016
- Matte Grey RAL 9006
- Matte Black RAL 9005

HIGH CRI	>80	CCT	3000K 4000K	BEAM	110°
----------	-----	-----	----------------	------	------



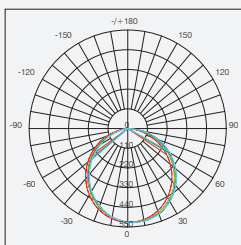
Standard Mechanical Parameters

MAIN BODY MATERIAL: ALUMINIUM DIE-CASTING
 SURFACE FINISH: MW RAL 9016
 IP: 20
 OVERALL DIMENSION: $\phi 356 \times 109 \text{MM}$

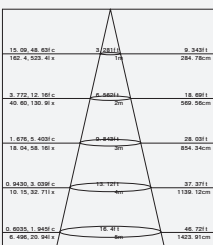


Standard Optical & Electrical Characteristics

LED BRAND: EDISON
 DRIVER BRAND: AREEK
 INPUT: 110-230V AC 50/60HZ
 CCT: 3000K
 CRI: >80
 LED OUTPUT: 2400LM
 SYSTEM OUTPUT: 1920LM
 LED POWER: 26W
 SYSTEM POWER: 30W
 BEAM: 110°



XD2081-30W-3000K-110°

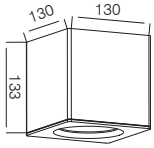


Photometric files for other CCT & beam are available

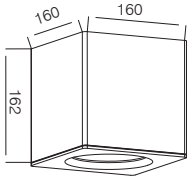


Standard Packing Information

CARTON BOX: 395X395X540MM
 PCS/CARTON: 4 PCS
 CARTON G.W.: 6.1KG



XD2106



XD2107



Trim Finish Optional:

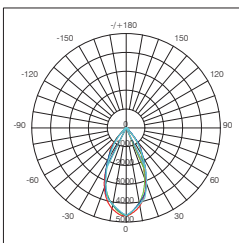
- Matte White RAL 9016
- Matte Grey RAL 9006
- Matte Black RAL 9005

HIGH CRI	>80 >90	CCT	3000K 4000K	BEAM	50°
----------	------------	-----	----------------	------	-----

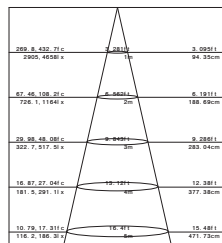


Standard Mechanical Parameters

MAIN BODY MATERIAL: ALUMINIUM DIE-CASTING
SURFACE FINISH: MW RA L9016



XD2017-40W-3000K-50°



Photometric files for other CCT & beam are available



Standard Optical & Electrical Characteristics

LED BRAND: EVERCORE
DRIVER BRAND: AREEK
INPUT: 110-230V AC 50/60HZ
CCT: 3000K
CRI: >80
BEAM: 50°

ITEM NO.	LED POWER	SYSTEM POWER	LED OUTPUT	SYSTEM OUTPUT	CARTON SIZE	PCS/CTN	G.W.
XD2016	24W	26W	2350LM	1880LM	435X295X435MM	18	15.4KG
XD2017	36W	40W	4650LM	3720LM	525X355X355MM	12	14.6KG



KETAI INDUSTRIES LIGHTING CO., LTD.

Tel: +86 757 8560 7707 Email: sales@ketailighting.com

Fax: +86 757 8563 3675 Website: www.ketailighting.com

4 Mashe New Street, Lishui, Nanhai, Foshan, Guangdong,
China 528244